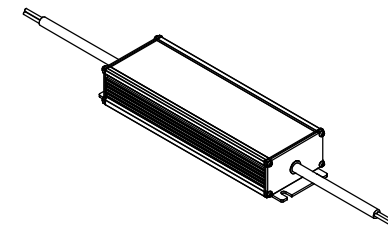



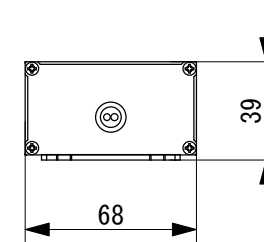
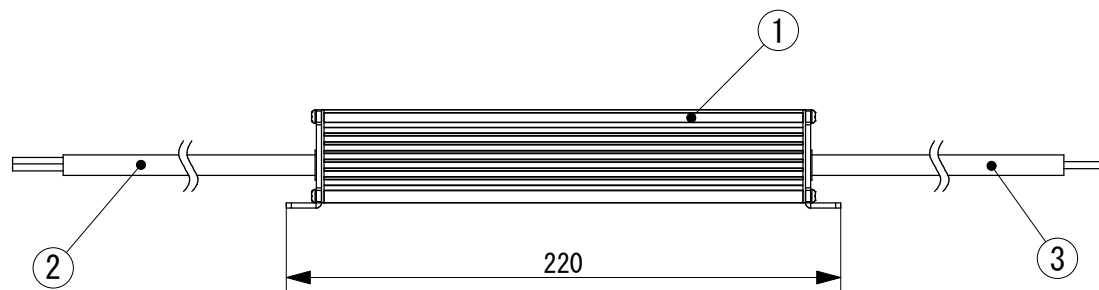
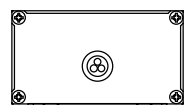
Specification	
- Input	: 100~277VAC, 50/60 Hz
- Output	: 24VDC
- Max. Output Power	: 96W
- Operating Temp.	: -30°C~+60°C



AC Input
 Brown Wire: AC Line
 Blue Wire : AC Neutral
 Yellow/Green Wire: Ground



DC Output
 Black Wire: -V
 Red Wire : +V



6			
5			
4			
3	DC Output	PVC	
2	AC Input	PVC	
1	Body	AL	
No.	Parts 部品	Material 材料	Memo 備考

Date 日付 2024/11/11
 Draft 製図 Y. Terabe
 Check 検図 T. Inaba
 Approve 承認 C. Ishibiki

Scale 縮尺 1:3
 Weight 重量 1.12Kg
 Unit 単位 mm
 Size 用紙 A4

Title 名称 24VDC LDE Driver
 (96W, for KSW use only)

Product No. 製品品番 LDR24-96W

